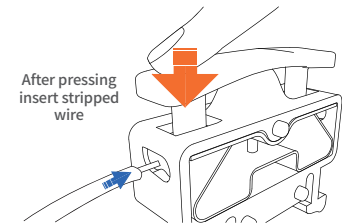




Wire Connector

Nomenclature

SG - WC - 01
 ① ②

- ① Product name
Wire Connector
- ② Number of connector
1Pin



Feature

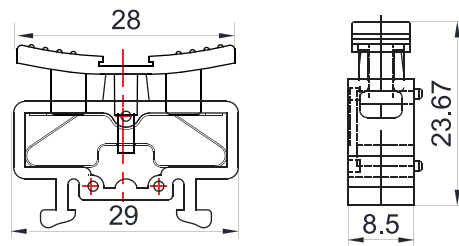
Rail type connector product that is fixed to the channel and used. The main body is made of PC and the PUSH part is made of ABS, giving it excellent heat resistance and strong impact resistance. Side plate can be ordered separately.

Product Specifications

Color: Ivory, Green - Push, Black - Main Body
 Operating temperature: -20 ~ 70°C
 Material: Main body [PC] / PUSH [ABS]

Electrical Specifications

Service wire size : 1.5mm² (20 ~ 16AWG)
 Rated input voltage : 250Volts



Description

Can be used after connecting by inserting stripped wire that meets the standard while pressing the push part. Used exclusively for DIN rail mounting, by inserting a name strip into the groove of the product push.

Plastic Connector Box

Nomenclature

SG - WC - 06
 ① ②

- ① Product name
Plastic Connector Box
- ② Number of connector
6, 10, 15, 20Pin



Description

The plastic connector box can save time and cost by allowing you to use a wire connector instead of a terminal box.

| Model | Size(mm) | Weight(g) | Model | Size(mm) | Weight(g) |
|---------------|---------------|-----------|---------------|----------------|-----------|
| SG - WC - 6P | 90 X 65 X 45 | 135 | SG - WC - 15P | 100 X 200 X 65 | 423 |
| SG - WC - 10P | 90 X 100 X 45 | 183 | SG - WC - 20P | 160 X 150 X 65 | 479 |